

**EduTyping, Jr.**

# **Learning to Type**



## **Lesson 5**

# **Tips for Timed Tests**

## **Review Activity Packet**

Name \_\_\_\_\_

Date \_\_\_\_\_

# Draw This!


## Instructions:

Below, you will see the list of timed test tips that you just learned.


Below each tip, draw a picture of yourself following that tip.  
Then use crayons or markers to color the pictures.




1. Flex your hands and fingers.



2. Warm up by typing a few practice sentences.



3. Take a few deep breaths.



4. Keep your eyes on what you are typing.



5. Relax, mistakes are okay.



## Real-World Question

### Instructions:

How can timed typing tests help you get better at typing? Why is it important to have good typing skills?

Explain your answer in three to four complete sentences.



---

---

---

---

---

---

---

---

---

---

---

---

## Fill in the Blank

### Instructions:

Using the list below, fill in the blanks.



flex	warm up	pace	mistake	nervous	speed	calm
------	---------	------	---------	---------	-------	------

1. Keeping your eyes on what you are typing will help you keep a steady \_\_\_\_\_.
2. If you make a \_\_\_\_\_, don't worry.
3. Taking a deep breath before you begin will help keep you \_\_\_\_\_.
4. Timed tests will help you increase your \_\_\_\_\_ and accuracy.
5. Before you begin, \_\_\_\_\_ your hands to warm them up.
6. It helps to \_\_\_\_\_ by keying practice sentences.
7. You shouldn't be \_\_\_\_\_ before a timed test.

## Word Scramble

### Instructions:

Unscramble the words and write the words correctly in the blank space below.



1. exfl \_\_\_\_\_
2. awmr pu \_\_\_\_\_
3. cape \_\_\_\_\_
4. kseismta \_\_\_\_\_
5. exlra \_\_\_\_\_
6. dmtie estt \_\_\_\_\_
7. ndash \_\_\_\_\_
8. oucfs \_\_\_\_\_